

RACE RS ★
SPORT
Lighting


**LED LOGO
ROCKER SWITCHES**



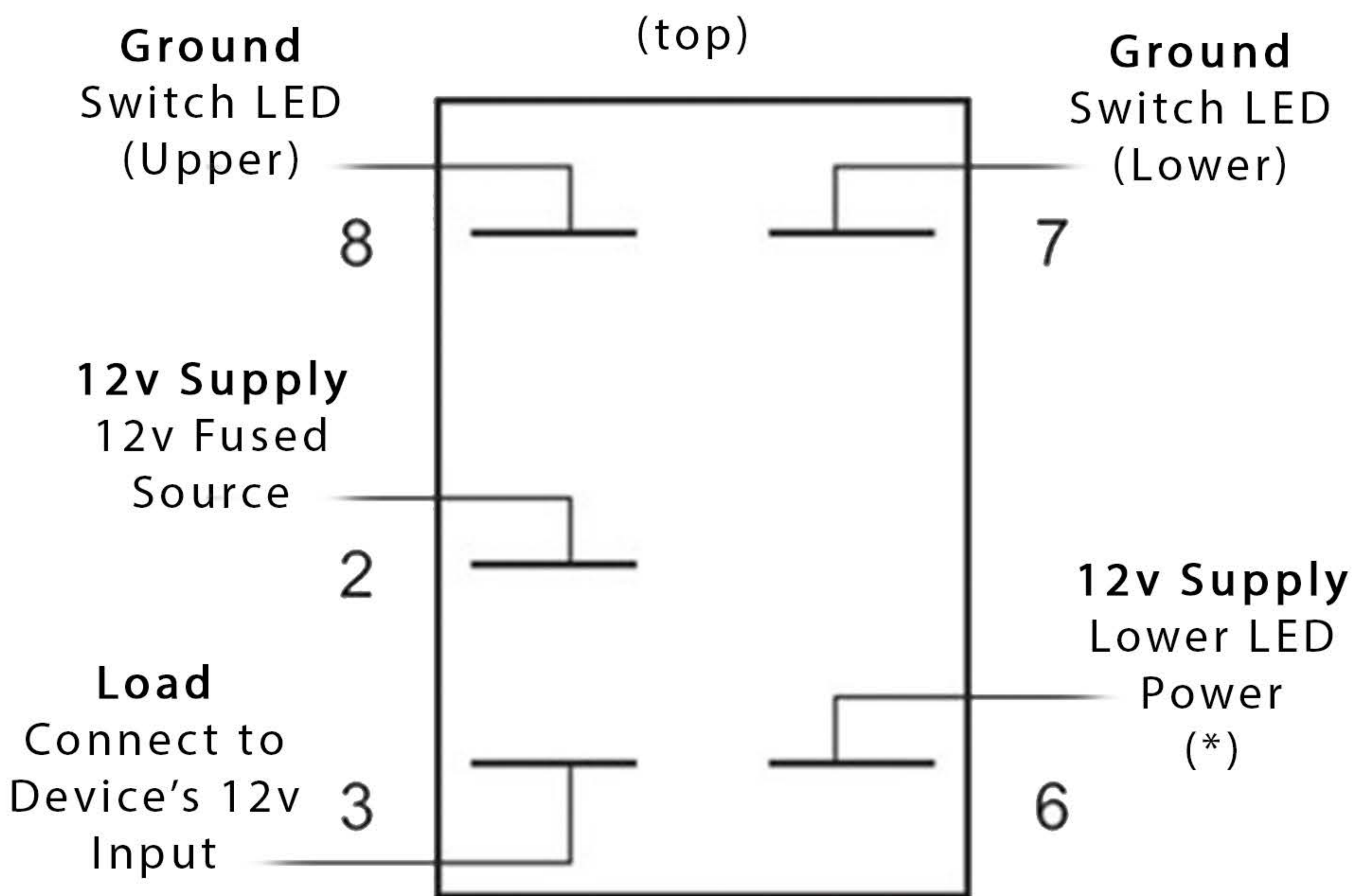
RSL

SPECIFICATIONS:

Style:	Single-Pole, Single-Throw
Voltage:	12v/24v DC
Amperage:	20A @12v 10A @24v
Height:	1.475" / 37.5mm
Width:	0.835" / 21.2mm
Depth:	1.100" / 28.0mm
w/ Pins:	1.478" / 37.6mm
Pin Width:	0.250" / 6.35mm Spades
Pins:	5
LEDs:	2
LED Color:	White or Blue



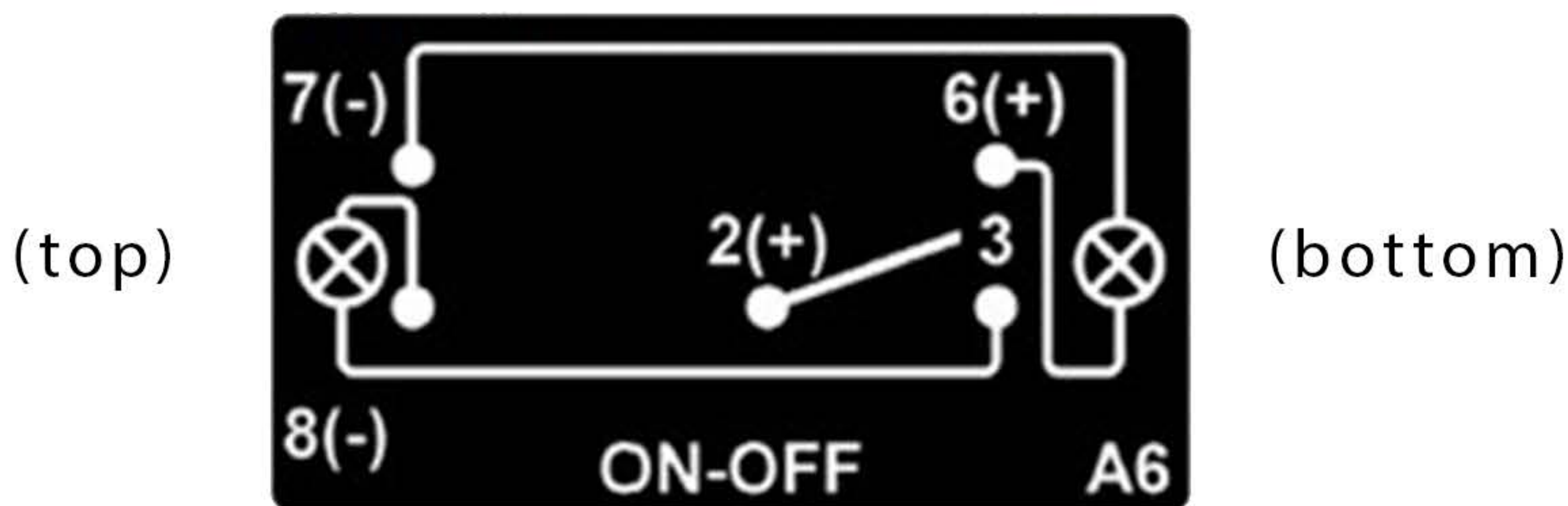
PIN CONFIGURATION:



(*) Configuration Options:

- 1) Connect to dash light's 12v source to illuminate the LEDs when the dash lights are on
- 2) Connect to pin 2 to force the LED to be always on
- 3) To fully disable the lower LED, do not connect pins 6 and 7; only connect pins 8, 2, and 3

CIRCUIT DIAGRAM:



*For additional questions or assistance,
please contact our tech support at:*

**(855)700-1005
ext. 3**